








Venti-Pak®

Extended Surface Bag Filter (Microglass - Sewn)

Select from Four Efficiencies

-  (MERV 15)
-  (MERV 13)
-  (MERV 12)
-  (MERV 11)



Sewn Pocket Construction - Sewn pocket models are formed with an over edge double lock stitch that provides high burst strength. Pocket inflation is controlled with a span stitch design to maintain separation between adjacent pockets. A thermoplastic sealant applied over the stitch lines locks the stitches and prevents leakage.

Total Pocket Inflation

Formation of the pockets (by span stitching or sonic welding) creates a wide open entrance into each pocket. Uniformly shaped channels permit maximum air flow with minimum resistance. Total pocket inflation results in complete use of the media, high dust holding capacity and long service life.

Fail Safe Pocket Attachment

Adjacent pocket retainers are fastened together with a high strength mechanical staking process that secures the pockets and prevents separation at very high resistance or under turbulent conditions. A rugged spun bonded synthetic scrim backing on the air leaving side of the pockets protects the media from tearing or erosion.

Rugged Construction

The header and pocket retainers are made of galvanized steel for high strength, durability and rust resistance. The roll formed header is a single piece U-channel with multiple bends for extra rigidity. A built-in stop inside the header channel prevents racking.




Pockets are formed with a double lock stitch design for proper pocket inflation and high burst strength.




The pockets are divided into uniformly shaped channels to direct air flow through the filter and fully inflate each pocket.



The adjacent retainers holding each pocket are fastened together by a mechanical staking method that firmly secures the pockets under all operating conditions.



A formed seat inside the header channel provides a rigid foundation to securely attach the pocket retainers and add rigidity to the assembly.



A tab in each corner of the header channel serves as a built in stop to prevent racking and increase rigidity.

Venti-Pak[®] (Microglass - Sewn)

Extended Surface Bag Filters



Nominal Size	# of Pockets	Media Area	Rated Face Velocity (FPM)	Rated Air Flow (CFM)	Initial Resistance (In. W.G.)			
					VP9 MERV 15	VP8 MERV 13	VP6 MERV 12	VP5 MERV 11
24x24x36	10	129	500	2000	0.71	0.55	0.36	-
24x24x36	8	105	500	2000	0.62	0.46	0.28	-
24x24x36	6	82	500	2000	0.70	0.53	0.33	-
24x24x30	10	107	500	2000	0.69	0.52	0.32	-
24x24x30	8	88	500	2000	0.66	0.49	0.30	0.25
24x24x30	6	68	500	2000	0.72	0.54	0.34	0.27
24x24x22	10	79	500	2000	0.76	0.58	0.36	-
24x24x22	8	64	500	2000	0.73	0.55	0.34	0.30
24x24x22	6	50	500	2000	0.76	0.59	0.36	0.32
24x12x22	4	32	500	1000	0.73	0.55	0.34	0.30
24x12x22	3	25	500	1000	0.76	0.59	0.36	0.32
24x24x18	10	64	500	2000	0.75	0.57	0.36	0.32
24x24x18	8	53	500	2000	0.73	0.54	0.32	0.29
24x24x18	6	41	375	1500	0.59	0.48	0.21	0.19
24x12x18	4	26	500	1000	0.73	0.54	0.32	0.29
24x12x18	3	20	375	750	0.59	0.48	0.21	0.19
24x24x15	10	54	375	1500	0.55	0.44	0.19	0.16
24x24x15	8	44	375	1500	0.53	0.42	0.18	0.15
24x24x15	6	34	375	1500	0.55	0.44	0.19	0.16
24x12x15	4	22	375	750	0.53	0.42	0.18	0.15
24x12x15	3	17	375	750	0.55	0.44	0.19	0.16
24x24x12	10	43	375	1500	0.56	0.45	0.20	0.17
24x24x12	8	35	375	1500	0.55	0.44	0.19	0.16
24x24x12	6	27	375	1500	0.60	0.52	0.23	0.19

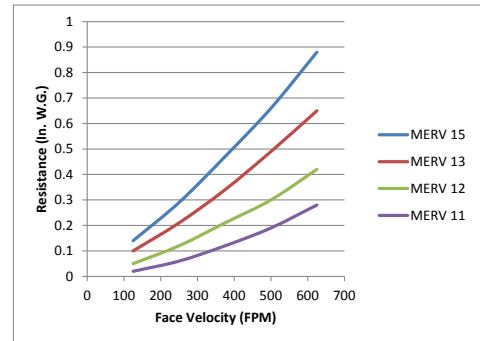
Venti-Pak Standard Header Size Chart				
Size Code	Nominal Size (H x W)	Catalog Size	Actual Size (H X W)	# of Pockets
A	24 X 24	Yes	23-3/8 X 23-3/8	06 - 12
B	24 X 12	Yes	23-3/8 X 11-3/8	03 - 05
C	12 X 24	Yes	11-3/8 X 23-3/8	05 - 12
D	24 X 20	Yes	23-3/8 X 19-3/8	05 - 09
E	20 X 24	No	19-3/8 X 23-3/8	05 - 12
F	20 X 20	Yes	19-3/8 X 19-3/8	04 - 09
G	20 X 16	No	19-3/8 X 15-3/8	03 - 07
H	16 X 20	No	15-3/8 X 19-3/8	04 - 09
J	25 X 16	No	24-3/8 X 15-3/8	06 - 07
K	16 X 25	No	15-3/8 X 24-3/8	05 - 12
L	25 X 20	No	24-3/8 X 19-3/8	07 - 09
M	20 X 25	No	19-3/8 X 24-3/8	05 - 12

Minimum Pocket Depth: 10"
Maximum Pocket Depth: 36"

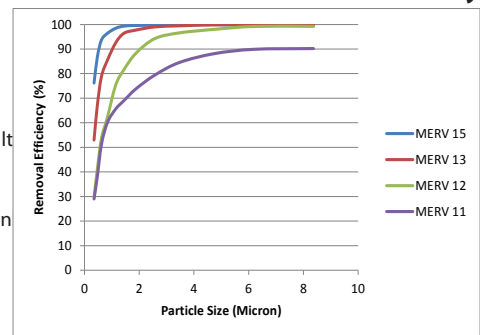
Notes:

1. Performance data per ASHRAE Standard 52.2, tested at 492 FPM face velocity on 24x24x30, 8 pocket filter.
2. Standard header face dimensions are 5/8" less than nominal size.
3. Standard header thickness is 13/16".
4. Optional C-Header (1-1/8" thickness) and E-Header (1" thickness) available for standard header sizes on.
5. Depth measures from the front of the header to the end of the pocket.
6. Recommended maximum final resistance: 1.5" W.G.
7. Filters classified per UL Standard 900 for flammability.
8. Custom sizes available. Contact factory for availability and pricing.

Initial Resistance vs. Face Velocity



Partial Size Removal Efficiency



A-VENTIPAK-0713



www.airguard.com



Distributed by:

© 2013 CLARCOR Air Filtration Products.
CLARCOR Air Filtration Products has a policy of continuous product research and development and reserves the right to change design and specifications without notice. Terms and Conditions of Sale can be accessed in the "LOGIN" section at www.airguard.com



CLARCOR Air Filtration Products
100 River Ridge Circle • Jeffersonville IN 47130
Customer Service: 1-866-247-4827 • Fax: 1-866-601-1809
Email: mailbag@airguard.com • www.airguard.com